



ATX LED Inc  
1108 Lavaca St Ste 110, #489  
Austin Tx, 78701  
512 377 6052  
<http://atx-led.com>


## AL-WS-DR1K Family

Decorator style Switch/Driver

Remote Kinetic wireless w/o battery

CC or CV Local Dimmer

Local, WiFi Enabled or DA bus



### AL-WS-DR1K series DC Wall Switch



Kinetic, Wireless Remotes  
battery free operation

DC light


## Product Description - AL-WS-DR1K wall switch models

The AL-WS-DR1K series offers a local On/Off/Dimming switchfront with WiFi, DALI, Wireless controls, and various current and voltage output options. All switches in the family operate locally yet add on features as shown in the table below.


Each product operates with:

- Local Dimming from the Front of the Switch. Up for On, Down for Off, press and hold to dim
- Wireless 3-Way – no hub required, pair up to 10 wireless remote switches to each switch with up to 80 ft of range
- App control, Alexa, Google control via WiFi – requires 2.4GHz WiFi (optionally available without WiFi)
- Control4 management via a 3<sup>rd</sup> party ORVIBO or Tuya plugin.


Feature	AL-WS-DR1CV	AL-WS-DR1CC	AL-WS-DR1CCD	AL-WS-ZT
Local Dimming Output	PWM – 2 Amps max	0-660 mA 0-1000 mA option	0-660 mA	0-10v ( Dual )
Input Voltage Range	12v to 54vdc	24v to 54vdc	44v to 54vdc	16-24vdc
DC-DC converter	No	Yes	Yes	-
Output Voltage	Same as input	24v to Vin	6v to 85% of Vin (46v)	1 to 10v dimming 0v = off
Dimming Range	50:1	50:1	3000:1	254:1
DABus ( IEC 62368)	no	no	Yes	Yes
WiFi control	Yes	Yes	No	Yes
No WiFi Option	AL-WS-CVL	AL-WS-CCL		AL-WS-ZTD
3-Way On/Off	Wireless	Wireless	Wireless	Wireless
3-Way Dimming	Yes	Yes	Yes	Yes
Downlights	P023R6-51v	P023R6 – any model	P023R6-660mA	
Motion	P023R6-M-52v	P023R6-M-any model	P023R6-M-660mA	
Surface	P023R6-F-51v	P023R6-F-any model	P023R6-F-660mA	
Strip Lights	AL-SL-51v	AL-GL-any model	AL-GL-48v	
Edison Bulbs	AL-E26-48v	E26 any model	E26-660mA	
	AL-E12-48v	E12-any model	E12-660mA	
Track lighting	AL-GU10-48v	GU10-48v	GU10-48v	
Ceiling Fan Motor				Carro 0-10v
Exhaust Fans	ATX-48v On/Off	ATX-48v On/Off	Any ATX Fan On/Off/speed/Timer	
24v LEDs	Yes – 100w	15 or 24w	Limited to 15 watts total	
0-10v Drivers				Yes



PWM Driver  
Constant Voltage



0-10v



Constant Current  
Driver with DALI

## Wireless Remote



## Pairing of Wireless Remotes to AL-WS-DR1K

The Wireless remotes need to be paired to the switch

- a) press and hold the LED off button on the main switch for about 15 seconds until the Blue light flashes
- b) Press the On and Off button on the wireless remote
- c) Repeat for up to 10 wireless remotes

## Pairing of the AL-WS-DR1K switch to WiFi

### Download the ORVIBO App ( Generation 1 devices )

- a) press the off button 4 times briefly
- b) press and hold the off button until the white light pulses fast, then release
- c) the white light will now be flashing slowly and you can add the device to the ORVIBO app
- d) Follow the in-app instructions
- e) Note: this will remove all paired wireless switches – go back and pair them again.

