




ATX LED Consultants Inc
 1108 Lavaca Ste 110 #489
 Austin Tx, 78701
 512 377 6052
<http://atx-led.com>

Vanity Lights

LP series

Bright LEDs, Cool Operation
 Tunable White or
 Fixed



Technical specifications

Material – Brushed Nickel case, PMMA diffuser
 size: width x 4 x 7 inch – fits standard flat wall box or flush mount to sheetrock

Style	Watts	Dimming Current	Max Voltage	Current @ Max V	Current Limited	lm	Color	CRI
AL-LP18-19w-22/5000k	11 17	0-660mA 0-990mA	14	990 mA	No	1500 2200	2200K to 5000K	CRI90+
AL-LP24-20w-22/5000k	13 17	0-660mA 0-990mA	17	990 mA	No	1800 2700	2200K to 5000K	CRI90+
AL-LP30-21w-22/5000K	21	0-660mA	28	660 mA	No	2100	2200K to 5000K	CRI90+
AL-LP36-24w-22/5000K	22	0-660mA	33	660 mA	No	2400	2200K to 5000K	CRI90+
AL-LP18-51v15w	15	0-330mA	54	275 mA	330 mA @45v*	1500	3000K, 3500K	CRI90+
AL-LP24-51v18w	18	0-360mA	54	330 mA	360 mA @45v*	1800	3000K, 3500K	CRI90+
AL-LP30-51v21w	21	0-420mA	54	390 mA	420 mA @45v*	2100	3500K, 3500K	CRI90+
AL-LP36-51v24w	24	0-480mA	54	440 mA	480 mA @45v*	2400	3500K, 3500K	CRI90+

* peak current is reached at this voltage, above that voltage, the current decreases – watts are constant above 45v


Size (inches)

Style	Height	Width	Depth
AL-LP18-15w-22/5000k	4	18	7
AL-LP24-18w-22/5000k	4	24	7
AL-LP30-21w-22/5000K	4	30	7
AL-LP36-24w-22/5000K	4	36	7
AL-LP18-51v15w	4	18	7
AL-LP24-51v18w	4	24	7
AL-LP30-51v21w	4	30	7
AL-LP36-51v24w	4	36	7

Wiring requirements

Style	Qty per switch	Lighting Wire	Ground Wire (optional)	Suggested Wire
AL-LP18-15w-22/5000k	2* / DR2	18/2 x 2	1	18/5
AL-LP24-18w-22/5000k	2* / DR2	18/2 x 2	1	18/5
AL-LP30-21w-22/5000K	1 / DR2	18/2 x 2	1	18/5
AL-LP36-24w-22/5000K	1 / DR2	18/2 x 2	1	18/5
AL-LP18-51v15w	5	18/2	1	18/3
AL-LP24-51v18w	4	18/2	1	18/3
AL-LP30-51v21w	3	18/2	1	18/3
AL-LP36-51v24w	2	18/2	1	18/3

* series wiring of two Vanity onto one DR1 or DR2




Value On/Off operation


Use a simple on/off switch with the Value (51v) type fixtures with fixed color temperature.
Upgrade to AL-WS-DR1 or AL-WS-DR2 dimming at any time.

Local Dimming specifications – fixed CCT

Use the AL-WS-DR1 for dimming any model of LP2436. Wire the LP24-51v in parallel, and the LP24-800mA in series. Only one LP36 is possible on a DR1 or DR2.



Connect the 4 wires from the Signature Fixture to 2 wires for the AL-WS-DR1 this results in 3500K temperature



18/3 to DR1
Green = earth


DR1	Function	Vanity
Red	LED +	Red + Brown
Black	LED -	Black + Blue

Signature Dimming specifications

Use an AL-WS-DR2 with its 2 channels to implement color tuning. 2x LP24 can be powered by a single AL-WS-DR2. One LP36 can be powered by a AL-WS-DR2. DALI can be used to change the color temperature by time of day or other preference



Connect the 4 wires from the Signature Fixture to the AL-WS-DR2 you can then adjust from 2200K to 5000K



18/5 to DR2
Green = earth

DR2	Function	Vanity
Red	Warm +	Red
Blue	Warm -	Black
Yellow	Cool +	Brown
White	Cool -	Blue