



<http://atx-led.com>





G5.3 or GU10, G9, G4  
Low Voltage 48-51 vdc

Plug In Bulbs

Standard Sockets

Bright LEDs, Cool Operation

Dimmable

			
AL-GU10 GU10 base	AL-MR16 G5.3 base	AL-G9	AL-G4

Technical specifications

Style	Watts	Volts	Current	lm	Note	Color
AL-GU10-48v5w-xx00K	5	44-52 120*	0 – 110 mA 5 mA*	500	20 in parallel max	3500K 5000K
AL-MR16-48v5w-3500K	5	44-52	0 – 110mA	500	20 in parallel max	3500K CRI90
AL-G9-48v5w-XX00K	5	48-52	0 – 110mA	500	20 in parallel max	2700K 3000K 3500K 4000K
AL-G4-48v5w-2700K	5	48-52	0 – 110mA	500	20 in parallel max	2700K

\* not intended for normal use – the device is 120vac safe

## Operating Concept

These devices allow parallel wiring as in conventional track lights, and allow dimming down to 5%. The dimming voltage is from 32 to 44 volts, from 44 to 52 volts the current ( and lumens) are constant.

Above 56v the current drops, reaching 5 mA at 120 volts – this is about 600 mW – not bright. 120 Volt operation is not recommended, it is intended to allow safe interchange with exiting GU10 fixtures.

## Dimming Options

Dimming Preference	Recommended Driver	# of bulbs
No – On/Off	48 to 51v constant voltage power supply	20 ( Class 2 limit = 100w)
Local – simple DC dimming	AL-WS-DR1-51v-5	5
	AL-WS-DR1-51v-10	10
	AL-WS-DR1-51v-15	15
Smart wall switch (DALI)	AL-SML-DR2-70CCT Driver AL-WS-DALI wall switch	20
Smart wall switch (Kinetic) built in supply	AL-SML-DR2-70KWCCT Driver EU2254 Wall Switch	20
Smart wall switch (Kinetic)	KCR-CV ( PWM)	20
	KCR-CC (DC)	6



Typical MR16-GU10 fixtures



Alternative 2 inch tunable white fixtures



PEN-60



TD-60

Pendant

trimless